



Republic of the Philippines  
Department of Agriculture  
**NATIONAL DAIRY AUTHORITY**  
Central Office  
BAI Compound, Visayas Avenue, Diliman, Quezon City 1101 Philippines  
**Tel. No.:** (632) 8926-0733-35 **Fax:** (632) 8926-8847  
**Email:** dairynda@pltdsl.net | **Website:** <http://nda.da.gov.ph>

Page	:	Page 1 of 1
Date Prep.	:	11/19/2020 9:33 AM
P-0590 - PESACOMP-202011		
Traceability Code		



19 November 2020

**SAMUEL G. DAGPIN, JR.**  
Chairman  
Governance Commission for GOCCs  
3/F, Citibank Center, 8741 Paseo De Roxas  
Makati City

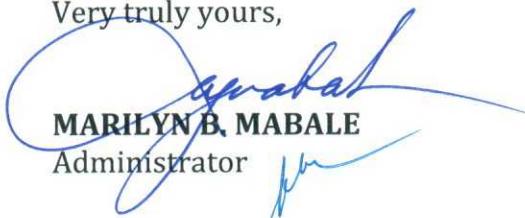
**RE: 3<sup>rd</sup> QUARTER 2020 PERFORMANCE EVALUATION SCORECARD**

Dear Chairman Dagpin,

In compliance to GCG MC No. 2017-02, the National Dairy Authority is pleased to submit the 3<sup>rd</sup> Quarter 2020 Performance Evaluation Scorecard (PES).

For your review.

Very truly yours,

  
**MARILYN B. MABALE**  
Administrator



Management System  
ISO 9001:2015



www.tuv.com  
ID 9108653229

*A food-secure Philippines*  
with prosperous farmers and fisherfolk







**MONITORING REPORT OF PERFORMANCE TARGETS 2020**


September 30, 2020


STRATEGIC OBJECTIVES (SO) & SUCCESS MEASURES (SM)	WEIGHTS	ACTUAL		TARGET		1st Quarter			2nd Quarter			3rd Quarter			TOTAL	
		2019	2020	Target	Actual	RATING %	Target	Actual	RATING %	Target	Actual	RATING %	Target	Actual	RATING %	
SM7 Number of animals bred and inseminated with dairy genetics (60% success rate) (heads)	SI	16,330	14,272	3,573.00	1,817		3,573.00	2,750		3,567.00	4,477		14,272	9,044		
Dairy Industry Development Program		73%	100%			0.00%			0.00%				100%	86%	3.30%	
		189,718	176,586							160,231	160,231		160,231	160,231		
SM8 Program Budget	5%	189,718	176,586										160,231	160,231		
Obligated Amount		139,047	176,586										160,231	105,761		
S05 Advocate Patronage of Local Milk and Milk Products																
SM9 Participant satisfaction rating for the Dairy Goat Farming Project	5%	96%	80%	80%	0		80%	0		80%	0		80%	100.0%	5.00%	
S06 Enhance Competence of NDA Manpower																
SM10 Percentage of personnel with required competencies	2%	25%	5% increase from the baseline							5%			5%	Selected employees were sent to trainings. Competency rate will be compiled by the end of the year	0.00%	
S07 Develop Quality Management Systems																
SM11 ISO 9001:2015 Certification		ISO 9001:2015 Certified	PASS SURVEILLANCE AUDIT										PASS SURVEILLANCE AUDIT	10A Audit for all audit sites have been conducted. Surveillance audit will be conducted by November 2020	0.00%	
S08 Enhance Existing and Establish New Revenue Sources																
SM12 EARNINGS BEFORE INCOME TAX & DEPRECIATION (EBITDA)/'000	8%	(232,949.0)	(227,620)	(56,905.0)	(48,225.0)	8.00%	(56,905.0)	(18,393.0)	8.00%	(56,905.00)	(64,864.00)	6.88%	(227,620.0)	(131,482.0)	8.00%	
SM13 Collection rate on animal repayments	6%	24.21%	52.9%	53%	10.66%	1.2%	53%	40.33%	4.6%	53%	21.46%	2.4%	52.9%	24.1%	2.74%	
		56,303.87	127,957.67	31,989.42	6,447.36		31,989.42	24,404.71		31,989.42	12,982.81		127,957.67	43,834.88		
Total Collections Due ('000)		232,573.41	242,031.82	60,507.96	60,507.96	66.8%	60,507.96	60,507.96	79.6%	60,507.96	60,507.96	69.1%	242,031.82	181,523.87		
TOTAL WEIGHTS/RATING	82.0%														80.4%	


APPROVED BY:

  
 MARIA TERESA M. ROZUL  
 OIC, CORPLAN Manager

  
 GABRIEL L. SARMIENTO  
 OIC, Operations

  
 JACQUELINE H. SECDM  
 Admin & Finance Manager

  
 FARRELL BENELUX C. MAGTOTO  
 Deputy Administrator

  
 MARILYN B. MABALE  
 Administrator